

When Shit Hits The Fan!!!

🌟 Ultimate Household Survival Blueprint for 15 People (Multi-Generational & Pregnant Woman Included!) 🌟

Home Retrofitting for disasters: <https://safehousebunkers.com/>

While they work I go to Italy, then Peru, than Italy again to collect my Driving Licence, while they also prep my car. Home and business estate bought out. Give Flat 3, The Cube to Georgina for teh same price she's paying now, as I remember she wanted to live alone at some point and with the DLR or bus, she can take the Elizabeth Line straight to Heathrow from Canary Wharf.

EMF <https://emgarde-uk.com/>

Intercom connected to table in every room to respond to bell no matter where in the house, to buy time of coming doen if upstairs

CORE SURVIVAL ESSENTIALS

1. Food Supply (12-24 Months)

Step 1: Daily Calorie Breakdown Per Group

General Guidelines:

- **Adult Men: 2,500-3,000 calories/day**
- **Adult Women: 2,000-2,500 calories/day**
- **Pregnant Women: 2,300-2,700 calories/day (Extra 300-500 calories)**
- **Elders: 1,800-2,200 calories/day**
- **Teenagers (13-18): 2,200-2,800 calories/day**
- **Infant (6-12 months): 600-800 calories/day**

⚡ **Daily Calorie Total: ~37,000 to 41,000 calories/day for 15 people.**

🌟 **Minimum Monthly Calorie Goal: ~1,110,000 to 1,240,000 calories/month.**

1. Grains & Legumes (50-60% of Daily Calories)

Goal: Primary calorie source with high fiber, protein, and energy.

Best Options:

- Rice, Quinoa, Millet, Oats, Lentils, Black Beans, Chickpeas.

Daily Per Person:

- 300g Grains (Rice, Oats, Millet) → 1,050 Calories
- 150g Legumes (Lentils, Beans) → 500 Calories

Total Daily Grains & Legumes Needed:

- Grains: 4.5 kg/day (~1.35 million g/month)
- Legumes: 2.25 kg/day (~675,000 g/month)

12-Month Supply:

- Grains: ~16,200 kg (~16.2 tons)
- Legumes: ~8,100 kg (~8.1 tons)

24-Month Supply:

- Grains: ~32,400 kg (~32.4 tons)
- Legumes: ~16,200 kg (~16.2 tons)

2. Proteins (15-20% of Daily Calories)

Goal: Build and repair tissues, especially critical for pregnancy and growth.

Best Options:

- Freeze-Dried Meat, Jerky, Canned Tuna/Salmon, Chickpeas, Powdered Eggs.

Daily Per Person:

- 100g Freeze-Dried Meat/Jerky → 300 Calories
- 50g Canned Tuna/Salmon → 100 Calories
- 50g Chickpeas → 170 Calories

Total Daily Protein Needed:

- Protein Sources: 3 kg/day (~90,000 g/month)

12-Month Supply:

- Freeze-Dried Meat/Jerky: 1,095 kg
- Canned Tuna/Salmon: 548 kg
- Chickpeas: 548 kg

24-Month Supply:

- Freeze-Dried Meat/Jerky: 2,190 kg
 - Canned Tuna/Salmon: 1,096 kg
 - Chickpeas: 1,096 kg
-

3. Healthy Fats (15-20% of Daily Calories)

Goal: Essential fats for brain health, energy, and immune support.

Best Options:

- Coconut Oil, Olive Oil, Ghee, Nut Butters.

Daily Per Person:

- 50g Coconut/Olive Oil → 450 Calories
- 10g Ghee/Butter → 90 Calories

Total Daily Fats Needed:

- Healthy Fats: 900g/day (~27,000 g/month)

12-Month Supply:

- Coconut/Olive Oil: ~324 kg
- Ghee/Butter: ~65 kg

24-Month Supply:

- Coconut/Olive Oil: ~648 kg
 - Ghee/Butter: ~130 kg
-

4. Powdered Milk & Baby Formula (Pregnant & Infant Needs)

Goal: Nutritional backup for both pregnant women and potential infant.

Best Options:

- Full-Fat Powdered Milk, Baby Formula (Backup), Fortified Infant Cereals.

Daily Per Person:

- 100g Powdered Milk → 500 Calories
- 150g Baby Formula (if needed) → 600 Calories

Total Daily Milk/Formula Needed:

- Powdered Milk: 1.5 kg/day (~45,000 g/month)
- Baby Formula: 450g/day (if needed)

12-Month Supply:

- Powdered Milk: 540 kg
- Baby Formula: 162 kg

24-Month Supply:

- Powdered Milk: 1,080 kg
 - Baby Formula: 324 kg
-

5. Fruits & Veggies (5-10% of Daily Calories)

Goal: Vitamins, minerals, fiber, and antioxidants.

Best Options:

- Freeze-Dried, Dehydrated, Canned (Apples, Berries, Carrots, Spinach).

 Daily Per Person:

- 150g Freeze-Dried Veggies → 100 Calories
- 100g Freeze-Dried Fruits → 120 Calories

 Total Daily Fruits & Veggies Needed:

- Fruits & Veggies: 3.75 kg/day (~112,500 g/month)

 12-Month Supply:

- Freeze-Dried Veggies: 1,350 kg
- Freeze-Dried Fruits: 900 kg

 24-Month Supply:

- Freeze-Dried Veggies: 2,700 kg
- Freeze-Dried Fruits: 1,800 kg

 6. Honey & Maple Syrup (Natural Sugars & Immune Support)

Goal: Natural immune-boosting sweeteners for energy and nutrition.

 Best Options:

- Raw Honey, Maple Syrup, Molasses (Shelf life: Indefinite)

 Daily Per Person:

- 25g Honey/Maple Syrup → 75 Calories

 Total Daily Honey Needed:

- Honey/Maple Syrup: 375g/day (~11,250 g/month)

 **12-Month Supply:**

- **Honey/Maple Syrup: 135 kg**

 **24-Month Supply:**

- **Honey/Maple Syrup: 270 kg**
-

 **7. Electrolyte Mixes (Hydration & Essential Minerals)**

Goal: Prevent dehydration, electrolyte imbalance, and improve stamina.

 **Best Options:**

- **Oral Rehydration Salts, Electrolyte Powder, DIY Mix (Salt, Sugar, Potassium).**

 **Daily Per Person:**

- **20g Electrolyte Mix → 50 Calories**

 **Total Daily Electrolyte Mix Needed:**

- **Electrolyte Mix: 300g/day (~9,000 g/month)**

 **12-Month Supply:**

- **Electrolyte Mix: 108 kg**

 **24-Month Supply:**

- **Electrolyte Mix: 216 kg**
-

 **8. Emergency Ration Bars (High-Calorie Backup)**

Goal: Quick, dense calories for emergencies and mobility.

 **Best Options:**

- **Datrex, SOS Rations, Millennium Bars (5-year shelf life)**

 **Daily Per Person (Bug-Out Days):**

- **200g Emergency Ration Bar → 800 Calories**

 **Total Daily Ration Bars Needed:**

- **Emergency Ration Bars: 3 kg/day (~90,000 g/month)**


 **12-Month Supply:**

- **Emergency Ration Bars: 1,095 kg**

 **24-Month Supply:**

- **Emergency Ration Bars: 2,190 kg**

 **Grand Totals (12 & 24 Month Supply for 15 People)**

 **Grains & Legumes:**

- **12-Month: 16.2 tons of grains + 8.1 tons of legumes**
- **24-Month: 32.4 tons of grains + 16.2 tons of legumes**

 **Proteins:**

- **12-Month: 1,095 kg of freeze-dried meat + 548 kg tuna + 548 kg chickpeas**
- **24-Month: 2,190 kg of freeze-dried meat + 1,096 kg tuna + 1,096 kg chickpeas**

 **Healthy Fats:**

- **12-Month: 324 kg of oils + 65 kg of ghee**
- **24-Month: 648 kg of oils + 130 kg of ghee**

Powdered Milk & Baby Formula:

- 12-Month: 540 kg of powdered milk + 162 kg of baby formula
- 24-Month: 1,080 kg of powdered milk + 324 kg of baby formula

Fruits & Veggies:

- 12-Month: 1,350 kg of veggies + 900 kg of fruits
- 24-Month: 2,700 kg of veggies + 1,800 kg of fruits

Honey & Maple Syrup:

- 12-Month: 135 kg
- 24-Month: 270 kg

Electrolyte Mix:

- 12-Month: 108 kg
- 24-Month: 216 kg

Emergency Ration Bars:

- 12-Month: 1,095 kg
- 24-Month: 2,190 kg

Meal Preps

Herbalife meal supplement + proteins bags weighted already }

Emergency Prep: Quick Heat-and-Eat Meals

When time is short or stress is high, you need **meals that are grab-and-go.**

Freeze-Dried Instant Meals

- ✓ **Beef or Chicken Stew with Veggies** – Rehydrate, heat, and eat.
- ✓ **Lentil or Black Bean Soup Packets** – Add boiling water for 5 minutes.
- ✓ **Rice & Freeze-Dried Veggie Mix** – Rehydrate, add oil, and season.

 Vacuum-Sealed Meal Packs (Reheat in Water or Steam)

- ✓ **Rice & Quinoa with Freeze-Dried Meat** – Pack with spices and oils.
- ✓ **Canned Tuna, Veggie & Olive Oil Mix** – Open, heat, and serve cold or warm.
- ✓ **Chickpea Stew Packets with Coconut Milk & Spices** – Pre-portioned for rapid cooking.


 **Pro Tip:** Pre-pack “heat and eat” vacuum-sealed meals in portioned bags to easily reheat in boiling water or over a rocket stove.

Breakfast & Snack Prep

 Energy-Dense Breakfasts

1. **Oats with Powdered Milk, Honey & Freeze-Dried Berries** – Fiber, protein, and natural sweetness.
2. **Millet Porridge with Coconut Milk Powder & Cinnamon** – Sustained energy and digestion support.
3. **Protein Pancakes from Chickpea Flour & Freeze-Dried Eggs** – High-calorie start for the day.
4. **Quinoa & Apple-Cinnamon Breakfast Bake** – Packed with fiber and slow-digesting carbs.
5. **Emergency Ration Bars** – High-calorie, ready-to-go for mobile days.
6. **Millet Porridge Mix with Dried Fruit & Cinnamon**

 5. Snacks, Desserts & Emergency High-Calorie Treats

 Energy & Snack Boosters

- ✓ **Honey & Peanut Butter Bars** – High-calorie treats with healthy fats.
- ✓ **Trail Mix with Freeze-Dried Berries & Nuts** – Long-lasting energy boost.
- ✓ **Powdered Milk Pudding with Cinnamon & Honey** – Comfort snack for emotional balance.
- ✓ **Chickpea Crackers with Olive Oil & Herbs** – High-protein, crunchy snacks.

 Emergency Boost Treats

- ✓ **Emergency Ration Bars** – High-calorie boost when morale drops.
- ✓ **Electrolyte Gummy Packs with Honey & Gelatin** – Instant hydration fix.

African cooked food

Invite the aunties to cook so they already know the address and way when things are calm, ASAP

1. Cassava Leaf
2. Okro Soup

3. Granat Soup
4. Petete Leaf
5. Pepe Soup
6. Stew + Jollof Rice
7. Beans
8. Bittah/sawa sawa

Food to make sure to have in concealed freezers, storage, if possible make food storage on 7th Floor with 2nd Kitchen. (This if there's no vault or underground storage) + Put some Ready to go back around the whole house all of the same kind so easy to find and explain to a group if needed.

Food pieces desired

1. Tomato cans
2. Hanged Hams
3. Seasonable Whole Cheeses
4. Canned Foods of all kinds
5. Jar sealed meats
6. Pasta of all kinds
7. Frozen Gnocchi
8. Ready Sauces for pasta of all kinds from Italy
9. Stock Cubes
10. Maggi
11. Dried out African sauces leaves
12. Nuts of all kinds, with solar panels we have electricity and can blend if needed
13. Dehydrated potato chunks
9. Ogiri
10. Meat frozen packs
11. Dried Fish
12. Dehydrated Aubergines
13. Dehydrated Onions

8. Cooking & Heat Options During Crisis

Cooking Methods & Energy Efficiency

- Rocket Stove & Biomass Burner:** High efficiency, minimal wood needed.
- Solar Cooker for Daylight Meals:** For conserving fuel during long-term outages.
- Wood Stove for Winter Cooking:** Provides heat and cooking ability.
- Thermal Cooker (Retained Heat Cooking):** Boil once, finish with retained heat.

 **Pro Tip:** Always have **backup fuel sources (propane, wood, biofuel)** and rotate storage.

🎯 Final Meal Prep Tips for 15 People Over 12-24 Months:

- ✓ Rotate high-calorie, nutrient-dense meals weekly to prevent **food fatigue**.
 - ✓ Use vacuum-sealing and mylar bags to **extend shelf life** while rotating stocks.
 - ✓ Prep baby and pregnancy-specific meals with **high iron, folate, and protein**.
 - ✓ Prioritize **quick-heat emergency meals** for high-stress situations.
 - ✓ Set up a **rotation chart** and assign tasks for efficient cooking and management.
-

🧠 STORAGE TIPS & ROTATION PLAN

✓ Best Storage Conditions:

- Store in cool, dry places (temperature under 70°F/21°C).
- Use Mylar bags with oxygen absorbers for grains, beans, and rice.
- Rotate canned goods and ration bars every 2-5 years.
- Regularly rotate oil and fats to prevent rancidity.

Oils Storage

🥬 Vegetable Oils (Olive, Sunflower, Canola, etc.)

- **Unopened:** 12–24 months (cool, dark place)
- **Opened:** 6–12 months (store in a cool, dark place)

🥥 Coconut Oil

- **Unopened:** 2–5 years (high stability due to saturated fats)
- **Opened:** 1–2 years (if stored properly)

🧈 Butter/Ghee


- **Butter (fridge):** 1–3 months
- **Ghee (room temp):** 6–12 months
- **Ghee (fridge):** Up to 2 years

Lard/Tallow

- **Unopened:** 1 year (room temp)
- **Opened:** 6 months (fridge)

Signs It's Gone Bad:

- Sour, stale, or paint-like smell
- Bitter or unpleasant taste
- Change in color or consistency

 **Pro Tip:** Keep oils away from heat, light, and moisture to maximize shelf life. Refrigerate oils that oxidize easily, like flaxseed or walnut oil!

Canned & Jarred Goods (Tomatoes, Meats, Sauces, Veggies)

Tomato Cans & Canned Veggies

- Shelf Life: 2–5 years (best by date, but safe for 5+ years if stored cool & dry)
- Storage Tip: Rotate every 2–3 years and check for bulging or rusting.

Canned Meats (Jar Sealed or Canned)

- Shelf Life: 3–5 years (pressure-canned meats last longer)
- Storage Tip: Store in a cool, dry place and check seals for any leakage.

Ready Sauces from Italy

- Shelf Life: 1–2 years (commercially sealed)
- Storage Tip: Keep in a cool, dark place. Once opened, refrigerate and consume within 5–7 days.

Cured Meats & Fish (Hanged Hams, Dried Fish, Jar Sealed Meats)

Hanged Hams/Prosciutto

- Shelf Life: 6–12 months (hung in cool, dark, well-ventilated place)
- After Cutting: Consume within 2–3 months. Wrap in wax paper, not plastic.

✓ Dried Fish

- Shelf Life: 6–12 months (airtight) or up to 2 years (vacuum-sealed)
- Storage Tip: Store in cool, dry, and low-humidity areas.

✓ Jar Sealed Meats (Patés, Preserved Meats)

- Shelf Life: 2–5 years (properly vacuum-sealed)
 - Storage Tip: Keep away from sunlight. Refrigerate after opening.
-

Cheese (Whole, Seasonal, Aged)

✓ Whole Hard Cheeses (Parmigiano, Pecorino, etc.)

- Shelf Life: 1–5 years (unopened, properly aged)
- Storage Tip: Wrap in wax or parchment paper. Do not store in plastic!

✓ Soft/Medium Cheeses (Sealed)

- Shelf Life: 6 months – 1 year (vacuum-sealed or waxed)
 - Storage Tip: Refrigerate once opened and consume within 2 weeks.
-

Pasta & Gnocchi (Dried & Frozen)

✓ Dried Pasta (All Kinds)

- Shelf Life: 2–3 years (properly stored in airtight containers)
- Storage Tip: Mylar bags with oxygen absorbers extend shelf life to 5+ years.

✓ Frozen Gnocchi

- Shelf Life: 6–12 months (frozen at -18°C or below)
 - Storage Tip: Vacuum-seal before freezing for maximum longevity.
-

Stock Cubes, Maggi, and Sauces

✓ Stock Cubes/Maggi

- Shelf Life: 2–3 years (sealed and kept in a dry, cool place)
- Storage Tip: Avoid exposure to humidity—store in airtight containers.

✓ Dried Out African Sauce Leaves (Ogiri, Okazi, Bitter Leaves, etc.)

- Shelf Life: 1–2 years (airtight, cool, dark place)
- Storage Tip: Keep away from light to retain flavor.

✓ Ogiri (Fermented Condiment)

- Shelf Life: 6 months–1 year (sealed and stored in cool, dark conditions)
 - Storage Tip: Refrigerate after opening.
-

Dehydrated Veggies (Potatoes, Aubergines, Onions)

✓ Dehydrated Potato Chunks

- Shelf Life: 10–15 years (if stored in Mylar bags with oxygen absorbers)
- Storage Tip: Store in a cool, dry place.

✓ Dehydrated Aubergines

- Shelf Life: 5–10 years (vacuum-sealed or in Mylar bags)
- Storage Tip: Airtight containers prevent rehydration.

✓ Dehydrated Onions

- Shelf Life: 10–15 years (sealed in airtight, low-moisture storage)
 - Storage Tip: Rotate after 5 years for best flavor.
-

Nuts & Seeds (Blending Possible with Solar Power)

✔ Nuts of All Kinds (Almonds, Cashews, Walnuts, etc.)

- Shelf Life: 6–12 months (room temp), 2 years (fridge), 3+ years (freezer)
 - Storage Tip: Vacuum-seal or use Mylar bags with oxygen absorbers.
-

Frozen Meat Packs

✔ Frozen Meats (Chicken, Beef, Fish, etc.)

- Shelf Life: 12–18 months (vacuum-sealed at -18°C or lower)
 - Storage Tip: Label with date and rotate oldest stock first.
-

Storage Pro Tips

- ✔ **Cool, Dark, Dry Spaces:** Ideal for most dried and canned goods.
 - ✔ **Vacuum Sealing + Oxygen Absorbers:** Extends shelf life drastically.
 - ✔ **First-In, First-Out Rotation:** Use older stock before newer stock.
 - ✔ **Humidity Control:** Store sensitive items in airtight containers or Mylar bags.
-

EXTRA CONSIDERATIONS FOR PREGNANCY & ELDERLY

Pregnant Women & Postpartum Support

✔ Core Nutritional Needs:

- **Folic Acid & Iron:** Prenatal vitamins with at least 400 mcg folic acid and iron for blood production.
- **Calcium & Vitamin D:** Bone support for baby and mother—calcium (1000–1200 mg/day).
- **DHA/Omega-3:** Brain and eye development for the fetus.
- **Magnesium & Zinc:** Prevents leg cramps and supports fetal growth.

✓ Additional Foods:

- **Bone Broth/Collagen Peptides:** Supports tissue repair postpartum.
- **Dates (Medjool or Deglet Noor):** Promotes labor progression if consumed in the final trimester.
- **Coconut Water Powder + Electrolytes:** Prevent dehydration, especially during labor.
- **Lactation Support:** Fenugreek, fennel seeds, and lactation teas.

✓ Postpartum Essentials:

- **Iron-Rich Foods:** Lentils, spinach, liver (to restore iron levels).
 - **Galactagogues:** Oatmeal, almonds, and fenugreek to boost milk supply.
 - **Perineal Care:** Witch hazel pads and Epsom salts for healing.
-

Elders (65+ Years) & Mobility Challenges

✓ Core Nutritional Needs:

- **Protein Supplements:** Whey, pea protein, or bone broth for maintaining muscle mass.
- **Calcium & Magnesium:** Prevent osteoporosis and maintain heart health.
- **Vitamin D3/K2:** Boosts calcium absorption and supports heart/bone health.
- **Collagen Powder:** Supports skin, joints, and tissue elasticity.
- **Omega-3 Fatty Acids:** Anti-inflammatory support for brain and joints.

✓ Easily Digestible Foods:

- **Soft Foods:** Mashed potatoes, canned soups, applesauce, oatmeal, and smoothies.
- **Bone Broth:** Helps with gut health and joint support.
- **Electrolyte Solutions:** Prevent dehydration due to reduced thirst response.

✓ Mobility Support:

- **Joint Pain Relief:** Turmeric, ginger, and MSM supplements.
 - **Walking Aids:** Extra canes, walkers, or wheelchairs if needed.
 - **Compression Socks:** Helps prevent deep vein thrombosis (DVT).
-

Children (1–12 Years) & Adolescents

✓ Core Nutritional Needs:

- **Multivitamins with Iron & Vitamin D:** Supports immunity and growth.
- **Omega-3 (DHA & EPA):** Brain development and focus.
- **Calcium & Magnesium:** Bone and dental growth.
- **Probiotics:** To maintain gut health and strengthen immunity.

✓ Child-Friendly Foods:

- **Powdered Baby Formula (if applicable):** Backup for infants.
- **Freeze-Dried Fruits/Veggies:** Healthy snacks that maintain nutrients.
- **Peanut Butter/Almond Butter:** High-protein energy boost.
- **Dehydrated Instant Soups:** Easy to prepare for picky eaters.

✓ Emergency Comfort Items:

- **Comfort Foods:** Instant macaroni, cereals, cookies, or granola bars.
 - **Emotional Support:** Small toys, coloring books, and puzzles.
-

Chronic Medical Conditions & Vulnerable Individuals

✓ Diabetics:

- **Low-Glycemic Foods:** Lentils, beans, quinoa, and nuts.
- **Emergency Glucose:** Glucose tablets, honey, or sugar packets.
- **Insulin/Medications:** Proper cold storage (battery-powered mini fridge).
- **Electrolyte Powders:** To prevent diabetic ketoacidosis (DKA).

✓ Hypertension/Heart Patients:

- **Low-Sodium Options:** Avoid canned foods high in sodium. (<140mg)
- **Potassium-Rich Foods:** Bananas, dried apricots, and coconut water powder.
- **Blood Pressure Monitors & Spare Batteries.**
- **Hawthorn Berry Extract:** Natural support for cardiovascular health.

✓ Asthma/Respiratory Concerns:

- **Inhalers/Nebulizers:** Stock up on albuterol or salbutamol.
- **Honey, Ginger, and Garlic:** Natural expectorants.
- **Steam Inhalers or Essential Oils:** Eucalyptus and peppermint for decongestion.

✓ Immune-Compromised Individuals:

- **High-Calorie, Easy-to-Digest Foods:** Bone broth, oatmeal, and soups.
- **Probiotics & Immune Boosters:** Vitamin C, zinc, and elderberry syrup.
- **Antiviral/Antibacterial Herbs:** Garlic, oregano oil, and echinacea.

🚨 Signs of Being Immunocompromised

1. **Frequent Infections:** Recurrent bacterial, fungal, or viral infections.
2. **Slow Wound Healing:** Cuts and injuries take longer to heal.
3. **Persistent Fatigue:** Due to the body constantly fighting off low-level infections.
4. **High Susceptibility to Severe Illness:** Even mild illnesses can escalate.

🌿 Nutritional & Supplement Considerations

✓ Boost Immune System with Nutrients:

- **Vitamin C:** Powerful antioxidant and immunity booster.
- **Zinc:** Supports immune cell production and reduces inflammation.
- **Vitamin D3:** Enhances innate and adaptive immunity.
- **Probiotics:** Promotes gut health, which influences immunity.
- **Omega-3 Fatty Acids:** Anti-inflammatory and supports cellular defense.

✓ Anti-Inflammatory Foods:

- Garlic, turmeric, ginger, and green tea.
- Bone broth and collagen peptides to support gut lining.

✓ Avoid Immune-Suppressing Foods:

- High sugar and processed foods reduce immune response.
- Alcohol weakens the immune system temporarily.

💊 Medical Supplies & Preventive Care

✓ **Antibiotics/Antivirals:** Stock up on amoxicillin, doxycycline, or antivirals (if prescribed).

✓ **Immunomodulating Supplements:** Elderberry syrup, echinacea, and astragalus for

natural immune support.

✔ **Electrolytes & Hydration Packs:** Prevent dehydration during illness.

✔ **Extra Hygiene Supplies:**

- Antibacterial wipes, soaps, and alcohol-based hand sanitizers.
- Masks and gloves to prevent exposure to airborne pathogens.

🏠 Emergency Protocols for Immune-Compromised Individuals

✔ **Immediate Isolation During Outbreaks:** Minimize exposure during viral outbreaks or pandemics.

✔ **Protective Gear in Crisis:** Use N95 masks, gloves, and sanitizing wipes.

✔ **Backup Oxygen Supply:** For those with respiratory vulnerability (asthma, COPD).

⚠️ High-Risk Situations to Avoid

- **Crowded Areas:** Increased exposure to infections.
- **Raw/Undercooked Foods:** High risk of bacterial contamination.
- **Non-Filtered Water:** Higher risk of bacterial and parasitic infections.

🧘 Emotional & Psychological Care

✔ **Reduce Stress Levels:** Chronic stress lowers immune function.

✔ **Mindfulness Practices:** Meditation, deep breathing, and journaling boost immune response.

✔ **Support System:** Create a community or network to assist with tasks and emergencies.

💡 **Pro Tip:** For immune-compromised individuals, **prevention is always better than treatment.** A well-prepared environment can prevent life-threatening infections! 🌿✨

✔ **Autoimmune Disorders:**

- **Anti-Inflammatory Diet:** Turmeric, ginger, omega-3, and bone broth.
- **Prescriptions:** Stockpile immunosuppressants and anti-inflammatories.

🧠 Mental Health & Emotional Well-Being

✔ **Stress & Anxiety Relief:**

- **Adaptogenic Herbs:** Ashwagandha, rhodiola, and holy basil.
- **Magnesium Glycinate:** Supports relaxation and reduces anxiety.
- **Chamomile & Lavender Teas:** Calming effects.

✓ Depression/Seasonal Affective Disorder (SAD):

- **Vitamin D3 & Omega-3:** Mood stabilizers.
- **5-HTP or St. John's Wort:** Natural serotonin support.
- **Sun Lamps/UV Lamps:** Mimic sunlight to regulate circadian rhythm.

✓ Cognitive Function for All Ages:

- **Lion's Mane Mushrooms:** Promotes neurogenesis and mental clarity.
 - **Omega-3 (DHA/EPA):** Brain support.
 - **Ginkgo Biloba:** Enhances memory and concentration.
-

Dental & Oral Care

✓ Emergency Dental Kits:

- **Temporary Dental Fillings:** Zinc oxide-based kits.
- **Clove Oil:** Natural pain relief.
- **Oral Antiseptic Rinse:** Prevents infections.

✓ Hygiene Essentials:

- **Extra Toothpaste & Brushes:** Lasts 1–2 years if stored properly.
 - **Floss & Interdental Brushes:** Maintains gum health.
 - **Activated Charcoal:** For teeth whitening and detoxification.
-

Pharmaceuticals & First-Aid Essentials

✓ Essential Medications:

- **Antibiotics (Amoxicillin, Doxycycline, etc.)** – Store sealed, cool, and dry.
- **Pain Relievers (Paracetamol, Ibuprofen)** – For fever, pain, and inflammation.
- **Antihistamines (Loratadine, Cetirizine)** – Allergies and itching.

- Antidiarrheal Medications – Loperamide or charcoal tablets.

✓ **First Aid Supplies:**

- Bandages, Gauze, and Medical Tape.
- Hydrogen Peroxide & Alcohol for sterilization.
- Burn Creams, Aloe Vera Gel, and Antiseptic Ointments.
- Suture Kits & Medical Gloves for emergencies.

✓ **Emergency Medical Devices:**

- Blood Pressure Monitor.
 - Blood Glucose Meter.
 - Thermometer (Digital & Mercury Backup).
-

2. **Water Storage, Purification & Sanitation**

Core Water Objectives:

✓ **Hydration Security:** Minimum 1 gallon per person/day for 15 people = 15 gallons/day.

✓ **Sanitation & Cleaning:** Additional 1-2 gallons/day per person for washing, cooking, and cleaning.

✓ **Emergency Reserves:** Stockpile for 90+ days with redundancies.

✓ **Purification Backup:** Redundant systems (Berkey, Sawyer, Kangen, etc.) to ensure access to safe water.

✓ **Medical & Birth Safety:** High pH water for wound care, acidic pH for sterilization.

1. Kangen Machine Integration (pH 2.5 - 11.5 Usage)

Your Kangen machine gives you a **game-changing advantage** in water management during long-term scenarios. Here's how to use it effectively:

Kangen Water Usage Guide:

✓ **pH 9.5 – Drinking Water (Alkaline & Hydrating):** Primary water for hydration. Increases oxygenation and cellular detox. Ideal for pregnancy and breastfeeding.

✓ **pH 7.0 – Clean Water:** Perfect for infant formula, cooking, and rehydrating freeze-dried meals.


✓ **pH 6.0 – Skin Care & Hair Washing:** Acts as a natural toner and keeps skin and hair balanced. Ideal for sensitive skin (babies, elderly).

✓ **pH 5.5 – Mild Acidic Water:** Antibacterial, ideal for wound care, eye rinsing, and preventing infections.

✓ **pH 2.5 – Strong Acidic Water:** Disinfects surfaces, sterilizes tools, and eliminates bacteria and viruses. Use for childbirth sanitation and postpartum care.

✓ **pH 11.5 – Strong Alkaline Water:** Cuts grease, disinfects produce, removes pesticides, and cleans kitchen equipment.

2. Water Storage for 15 People (12-24 Months)

 Daily Water Requirement Calculation:

- **Hydration:** 1 gallon per person/day = 15 gallons/day minimum.
- **Cooking, Cleaning, & Sanitation:** 1.5 gallons per person/day = 22.5 gallons/day.

✓ **Total Daily Water Need:** ~37.5 gallons/day.

 30-Day Supply Minimum:

- **1,125 gallons for 30 days.**

 90-Day Supply Recommended (Emergency Backup):

- **3,375 gallons minimum for 3 months.**

 12-Month Supply (Self-Sufficiency Target):

- **13,688 gallons minimum per year.**


 24-Month Supply (Full Resilience):

- **27,375 gallons for 24 months.**
-

3. Emergency Water Storage Options

✓ Primary Storage Options:

1. **IBC Water Tanks (275-330 Gallons Each):** Stackable, space-efficient, and easily accessible.
 - Recommended: 4 tanks minimum for 3,000+ gallons of backup.
2. **55-Gallon Food-Grade Drums:** Store with water stabilizers.
 - Recommended: 20 drums = 1,100 gallons backup.
3. **Stackable 5-Gallon Containers:** Easy-to-move, perfect for rotating daily water.
 - Recommended: 40 containers = 200 gallons.

 **Pro Tip:** Rotate water every 6-12 months if stored untreated. Use Kangen's high pH water to refresh older stored water.

4. Backup Water Filtration & Purification Systems

Even with the Kangen Machine, redundancy is **key** for long-term scenarios.

Berkey Gravity Filter System (Large)

- Removes 99.9% of bacteria, viruses, heavy metals, and contaminants.
- **Recommended:** 2 Big Berkey units with 8 black filters each for heavy usage.

Sawyer Mini Filters or Lifestraw (Individual Use)

- Compact, ultralight filters for individual bug-out bags.
- **Recommended:** 15 Sawyer Mini/Lifestraw filters, one per person.

UV Sterilizer (Backup for Microbial Purification)

- Kills bacteria, viruses, and protozoa.
- **Recommended:** 1 SteriPEN with backup batteries.

Chlorine Dioxide Tablets or Liquid Bleach for Large-Scale Purification

- Ideal for treating large water containers.
 - **Recommended:** 500 chlorine dioxide tablets or 5 gallons of bleach (rotate every 6 months).
-

5. Sanitation Essentials (Prevent Contamination & Disease)

With 15 people, **sanitation and hygiene** are mission-critical for preventing illness, especially postpartum or if illness spreads.

 pH 2.5 Acidic Water for Sterilization:

- ✓ **Wound Care & Birth Prep:** Use pH 2.5 for sterilizing birthing tools and surfaces.
 - ✓ **Disinfect High-Touch Surfaces:** Sterilize with pH 2.5 daily.
-

 Essential Cleaning Supplies:

✓ **Bleach (Sodium Hypochlorite):**

- Use diluted for disinfecting, sanitizing, and toilet maintenance.
- **Recommended:** 5 gallons of bleach (rotate every 6 months).

✓ **Vinegar (White Distilled for Cleaning):**

- Natural disinfectant, ideal for cleaning surfaces.
- **Recommended:** 5 gallons of vinegar.

✓ **Biodegradable Soap (Dr. Bronner's or Castile Soap):**

- Safe for washing hands, dishes, and surfaces without contaminating water supplies.
- **Recommended:** 10+ bottles (32 oz each).

✓ **Sanitation Buckets & Portable Toilets:**

- **Emergency Bucket Toilet with Lids** + biodegradable bags.
- **Lime Powder or Sawdust:** For odor and waste management.

✓ **Toilet Paper & Feminine Hygiene Products:**

- Stock 1,200+ rolls for 24 months (~50 rolls/person).
 - **Menstrual Cups & Cloth Pads:** Reusable and eco-friendly.
-

 6. Electrolyte Replenishment (Avoid Dehydration in Critical Times)

✓ Electrolyte Powders & Oral Rehydration Salts

- Prevent dehydration during illness, heat, or after labor.
- **Recommended:**
 - 200 packets of electrolyte powders (Pedialyte, Liquid IV, or DIY mix).
 - 100 packets of oral rehydration salts (ORS).

🔥 DIY Electrolyte Mix (Backup Formula):

- 1 L clean water
 - ½ tsp salt
 - 6 tsp sugar
 - Optional: ½ tsp potassium chloride for extra mineral balance.
-

💧 7. Infant & Birth-Ready Water Prep

👶 Infant Formula & Sterilization Needs:

✅ pH 7.0 Clean Water for Infant Formula:

- Always use neutral pH water to prevent imbalances.
 - ✅ **Sterilize Bottles & Equipment with pH 2.5:**
- Disinfect feeding tools to protect immunity.

🔥 **Pro Tip:** Boil all baby-related utensils or immerse in pH 2.5 acidic water for 10 minutes.

🔧 8. Long-Term Water Rotation Plan

✅ Rotate Water Every 6-12 Months:

- Kangen pH 11.5 can be used to **refresh** stored water and clean containers.
 - ✅ **Check & Replace Filters Annually:**
 - Berkey, Sawyer, and other backup filters should be rotated regularly.
-

📦 9. Emergency Water Sources & Catchment System

Rainwater Harvesting System

- ✓ **Set Up Gutter-to-Tank System:** Collect rainwater from roofs into IBC tanks.
- ✓ **Install First Flush Diverters:** Diverts initial dirty water from roof.
- ✓ **Rainwater Filtration:** Use Berkey or Sawyer filters for purification.

🎯 **Goal:** 5,000+ gallon backup catchment system to supplement stored water.

10. Backup Water Power Supply

⚡ Kangen Machine Backup for Power Outages:

- ✓ **Solar Generator or Battery Backup System:** Power Kangen during blackouts.
 - ✓ **Manual Pump or Hand Crank for Well Water (if applicable).**
 - ✓ **Gravity-Fed Berkey System as Fallback:** No electricity required.
-

Grand Totals for Water Security (12-24 Months, 15 People)

 Water Storage:

- **Minimum:** 13,688 gallons/year.
- **Optimal Goal:** 27,375 gallons for 24 months.

 Storage Options:

- 4+ IBC Tanks (275-330 gallons each).
- 20+ 55-gallon drums.
- 40+ 5-gallon portable containers.

 Sanitation Supplies:

- 5 gallons bleach + 5 gallons vinegar
- 10+ bottles biodegradable soap.

 Infant & Birth Prep:

- Neutral pH 7.0 for formula.
- pH 2.5 for sterilization.

 Electrolyte Powders:

- 200 packets + 100 ORS.
-

 Extra Considerations for Large Families & Diverse Needs

 **Meal Preps for Variety:**

- Pre-packed vacuum-sealed meals ready to rehydrate.
- Rotating spice mixes to add flavor variety.

 **Allergen-Free Options:**

- Gluten-free, nut-free, and dairy-free alternatives.
- Rice flour, almond flour, and coconut milk powder.

 **Cultural & Religious Dietary Needs:**

- Halal or kosher food options.
- Herbal teas and natural remedies based on traditional healing practices.

 **Spiritual & Emotional Comforts:**

- Books, scriptures, and meditation guides.
 - Candles, incense, and herbs for ceremonial practices.
-

 **Pro Tip: Build a Comprehensive “Medical and Nutritional Binder”**


- **Track Expiry Dates** and rotate stock.
 - **Emergency Protocols for Chronic Conditions.**
 - **Meal Plans Based on Medical Needs.**
-

2. Medical Supplies & First Aid (Full Trauma Kit & Everyday Care)

Goal: Treat injuries, manage chronic conditions, and handle pregnancy safely.

Essentials:

- **First Aid Kits:** Multiple trauma kits with tourniquets, clotting agents, and chest seals.
- **Prescription Medications:** Stockpile 12+ months of necessary meds.
- **Antibiotics & Antivirals:** Amoxicillin, Doxycycline, Azithromycin (Fish-Mox alternatives).
- **Prenatal Vitamins & Folic Acid:** For the pregnant woman.
- **Elderly Care Supplies:** Blood pressure monitors, glucose meters, oxygen concentrators.
- **Birthing Supplies:** Sterile birthing kit, clamps, suction bulb, sterile gloves, and umbilical container for lotus birth.
- **Pain Relief:** Ibuprofen, paracetamol, aspirin, CBD, and natural remedies.
- **Homeopathic & Herbal Remedies:** Arnica, colloidal silver, and essential oils.

 **Pro Tip:** Include **natural remedies** for chronic conditions and immunity boosters.

4. Power Backup & Energy Solutions (EMP-Proofed!)

Goal: Maintain power, heat, and communication without grid dependence.

Essentials:

- **Solar Generators (Goal Zero, Jackery):** EMP-protected with Faraday storage.
- **Backup Batteries:** Lithium-ion battery banks for critical electronics.
- **Portable Gas Generators:** As a secondary backup.
- **Manual Hand-Crank Chargers:** For phones and radios.
- **Wood Stove or Rocket Stove:** For cooking and heating during grid outages.
- **Thermal Blankets & Insulated Gear:** To conserve heat during winter.

 **Pro Tip:** EMP-shield ALL power sources and keep essential electronics in **Faraday bags**.




HOUSEHOLD OPERATIONAL NEEDS

5. Sanitation & Hygiene (Prevent Disease & Maintain Cleanliness)

Goal: Maintain sanitation to prevent illness and infections.

Essentials:

- **Toilet Paper, Wipes, & Paper Towels:** Bulk supply for long-term use.
- **Feminine Hygiene Products:** Menstrual cups, pads, tampons.
- **Diapers/Wipes:** For emergencies (if someone gives birth).
- **Portable Toilet & Waste Bags:** Composting toilets for grid-down.
- **Soap, Shampoo, & Hand Sanitizer:** Natural antibacterial options.
- **Vinegar & Baking Soda:** Natural cleaning agents for sanitation.
- **Waterless Body Wash & Shampoo:** For low-water situations.

 **Pro Tip:** Stock **reusable cloths** and menstrual pads to reduce waste.

6. Clothing & Shelter Gear (All-Weather Preparedness)

Goal: Protect against extreme weather, heat loss, and environmental hazards.

Essentials:

- **Layered Clothing:** Thermal base layers, wool sweaters, waterproof jackets.
- **Thermal Blankets & Mylar Emergency Wraps:** Retain body heat.
- **Ponchos & Rain Gear:** For outdoor mobility in harsh conditions.
- **Work Gloves & Heavy-Duty Boots:** For manual labor and defense.
- **Mosquito Nets & Bug Repellents:** Protection during warmer months.

 **Pro Tip:** Prepare for **temperature extremes**—hot and cold.

SECURITY, DEFENSE & SELF-SUFFICIENCY

7. Weapons & Defense Gear (Home & Perimeter Security)

Goal: Deter, defend, and protect the household from external threats.

✔ Essentials:

- **Firearms:** Variety for defense—shotguns, rifles, pistols. (Legal)
- **Ammunition Stockpile:** 1,000+ rounds per firearm minimum.
- **Crossbows/Compound Bows:** Silent defense tools for stealth situations.
- **Pepper Spray & Tazers:** Non-lethal alternatives.
- **Night Vision Goggles/Thermal Imaging Cameras:** For nighttime security.
- **Perimeter Alarms & Surveillance:** Battery-powered or solar backup systems.
- **Barbed Wire, Fencing, & Barricades:** Reinforce weak entry points.

🎯 **Pro Tip:** Rotate weapon training between household members.

A. Perimeter Security:

- **Windows & Doors:**
 - Ensure **sturdy locks** on all windows and doors.
 - Use **reinforced door frames** or add **metal bars** to doors and windows for extra protection.
 - Consider **window films** or **security tinting** to prevent shattering.
 - **Plywood boards** or **metal shutters** can be used to barricade windows and doors if necessary.
 - **Door wedges** or **security bars** can prevent doors from being forced open.
- **External Lighting:**
 - Set up **motion-sensor lights** around the perimeter of the house to deter intruders.
 - Use **solar-powered lights** for sustainability in case of power outages.
- **Camera Surveillance:**
 - Set up **security cameras** around the home to monitor movements.
 - Consider **night-vision cameras** if you expect darkness or low visibility.
- **Defensive Tools:**
 - Ensure you have **personal defense tools** like **pepper spray**, **firearms**, or **batons** available for home defense if you're comfortable and legally permitted to own them.
 - **Batteries for flashlights** and **signal flares** can help with alerting others or protecting your space.

B. Internal Security:

Barricading & Fortification:

- Use furniture, heavy objects, and makeshift barricades to **fortify the main entrances**.
- **Block hallways** and other open spaces with furniture or stacked items to prevent unwanted entry.

Reinforce Doors:

- Install **deadbolt locks** on all exterior doors.
- Use **security bars** or **metal door reinforcements** to make forced entry more difficult.
- Consider adding **reinforced door frames** to prevent doors from being kicked in.
- **Peepholes** or **security cameras** at entrances allow you to identify any visitors before opening the door.

Windows:

- **Shatterproof film** or **security tinting** on windows prevents them from shattering if struck.

Fencing & Gates:

- Secure your property with **high fences** or **gates** to deter casual intruders.
- Consider a **chain-link fence** or **barbed wire** at key access points for additional deterrence.
- Use **padlocks** or **combination locks** for access gates.

C. Escape Routes:

- Have an emergency **bug-out bag** ready with essentials if you need to leave quickly.
- Ensure there are **multiple escape routes** planned from the house in case of fire or breach.

D. Entertainment:

- Have **books, board games, cards, puzzles, and movies** on hand to help pass the time and keep spirits up.

E. Heating & Cooling:

- **Portable heaters** or **wood stoves** for heating (with proper ventilation to prevent carbon monoxide buildup).
- **Fans** or **cooling towels** to help regulate body temperature in case of high heat.

F. Situational Awareness:

- Stay **alert** and **aware** of what is happening outside your home. Use tools like **binoculars** or **security cameras** to monitor the perimeter regularly.
- Always check **identifications** of anyone approaching your home to ensure they're not a threat.
- Create **watch shifts** to ensure that someone is always on alert during high-risk periods (nighttime or after curfew).

G. Dealing with Intruders:

- If an intruder breaches your perimeter, **remain calm** and assess the situation. If possible, use **non-lethal methods** like pepper spray or stun guns to neutralize the threat.

H. Weapons & Personal Defense

A. Non-Lethal Defense:

- **Pepper Spray or Mace:**
 - Have **pepper spray** readily available to use in case of a close encounter with an intruder. It disables attackers by causing intense irritation in the eyes and respiratory system.
- **Stun Guns or Tasers:**
 - A **stun gun** or **taser** can be used to incapacitate an intruder temporarily, providing you with time to escape or call for help.
- **Personal Defense Tools:**
 - Keep **batons**, **flashlights** (used as impact tools), or **tactical knives** in easily accessible areas for self-defense.
- **Fire extinguishers** and **smoke detectors** should be present to reduce the risk of fire.

I. Drills & Family Preparedness:

- **Conduct Drills:**
 - Hold **family drills** regularly to ensure everyone knows what to do in case of an emergency. Practice **bug-in** procedures, defense strategies, evacuation drills, and how to handle an intruder situation.
- **Family Meeting Point: (Living Room)**
 - Establish a **rally point** for all family members in case you need to leave the house quickly (if the house becomes unsafe). Ensure everyone knows how to get to this location.

J. Backup & Contingency Plans

- **Multiple Exit Routes:**

- Have **multiple escape routes** planned in case you need to evacuate quickly. Practice using these routes during drills.
 - **Backup Supplies:**
 - Store **extra weapons, ammunition, defensive tools, and medical supplies** in easily accessible locations. Consider having **spare radios** and **communication devices** in backup positions for redundancy.
-



8. Intelligence & Communication (Staying Informed)

Goal: Maintain situational awareness and secure communication channels.

✓ Essentials:

- **Ham Radios (Baofeng, Yaesu):** Long-range, off-grid comms.
- **Satellite Phones:** For comms when networks are down.
- **Walkie-Talkies:** For short-range communication.
- **Encrypted Messaging Apps (Signal):** For secure mobile communication.
- **Emergency Frequencies & Scanner Apps:** Monitor local threats.

📍 **Pro Tip:** Keep devices in **Faraday bags** to block EMPs and surveillance.

A. Emergency Communication:

- **Battery-Powered Radios:**
 - Have a **battery-powered or hand-cranked radio** (with NOAA weather radio access) to receive emergency broadcasts, weather alerts, and updates.
 - **Two-Way Radios (Walkie Talkies):**
 - Use **two-way radios** or **walkie-talkies** to communicate with others in the house or neighborhood in case of communication network failure.
 - **Satellite Phone:**
 - Keep a **satellite phone** as a backup for **reliable communication** when cellular networks are down. Ensure it is fully charged and has spare batteries.
 - **Family Emergency Contacts:**
 - Establish a clear **emergency contact system** and ensure everyone knows **safe locations** and **rendezvous points** in case separation occurs.
 - Consider using **text messaging** apps or services that don't rely on cell towers, like **WhatsApp** or **Signal**, in case of disruptions.
-

MENTAL, EMOTIONAL & SPIRITUAL FORTIFICATION

9. Emotional & Psychological Resilience (Mental Immunity!)

Goal: Prevent mental breakdowns and maintain emotional stability.

Essentials:

- **Meditation Guides & Binaural Beats:** For brainwave balance.
- **Journals & Writing Materials:** Emotional release and reflection.
- **Therapy Books & Cognitive Tools:** For trauma management.
- **Board Games, Puzzles, & Group Activities:** Maintain morale and connection.
- **Spiritual Protection Tools:** Crystals (Black Tourmaline, Shungite), orgonite pyramids.


 **Pro Tip:** Teach **emotional regulation techniques** to maintain group morale.

10. Knowledge & Skill Sets (Power of Self-Sufficiency)

Goal: Equip every member with critical survival knowledge.

Essential Skills to Learn:

- **First Aid & CPR:** Essential for treating injuries.
- **Birthing & Infant Care:** Safe delivery in emergencies.
- **Self-Defense & Tactical Training:** For all ages.
- **Gardening, Permaculture & Food Preservation:** Sustainable food production.
- **Water Filtration & Purification:** Knowledge to maintain water safety.
- **Basic Mechanics & Tool Use:** For repairs and maintenance.

 **Pro Tip:** Create **rotational teaching schedules** where members swap skill-building sessions.

SUSTAINABILITY & LONG-TERM PLANNING

11. Food Production & Sustainable Living

Goal: Become fully self-sufficient within 12-24 months.

 **Essentials:**

- **Raised Garden Beds:** Grow vegetables, herbs, and medicinal plants.
- **Hydroponic & Aquaponic Systems:** Indoor, year-round food production.
- **Livestock (Chickens, Rabbits):** Protein and egg supply. (Not in city)
- **Compost System:** Create rich soil from waste.
- **Seed Bank:** Heirloom seeds to ensure continuous food supply.

 **Pro Tip:** Teach everyone **basic gardening** and food preservation techniques.

12. Backup Barter & Trade Items (Post-Crisis Economy)

Goal: Have assets for barter when fiat currencies fail.

 **Essentials:**

- **Silver, Gold, & Crypto:** Hard assets for trade.
- **Alcohol, Tobacco, & Coffee:** High-demand bartering items.
- **Medical Supplies:** Antibiotics, bandages, and pain relief.
- **Ammo & Firearms Accessories:** Valuable for trade.

 **Pro Tip:** Keep bartering stock in a **separate secure stash**.

FINAL TOUCHES: COMMUNITY & LEADERSHIP

- **Establish Household Roles:** Security, food prep, health care, child care, etc.
- **Train in Conflict Resolution:** Avoid internal breakdowns.
- **Assign Emergency Protocols:** Evacuation, bug-in plans, and defense strategies.

Ready-to-Go Emergency Backpacks

General Essentials (For All Ages)

1. Water Filtration & Hydration

- 1 x **Water Bottle (32 oz)**
- 1 x **Sawyer Mini Water Filter or Lifestraw** (individual filtration system)
- 1 x **Chlorine Dioxide Tablets or Water Purification Drops** (for backup)
- 1 x **Collapsible Water Container (2 liters)**

2. Food & Nutrition

- 3 x **High-Calorie Emergency Ration Bars** (500-600 calories each)
- 1 x **MRE (Meal Ready-to-Eat) Pack** (for 2 meals)
- 1 x **Freeze-Dried Meal Pack** (with protein)
- 1 x **Electrolyte Powder Pack** (for hydration support)
- 1 x **Multi-Vitamin Pack** (for essential nutrients)
- 1 x **Snack Pack** (nuts, dried fruit, jerky for energy)

3. Clothing & Protection

- 1 x **Lightweight Rain Poncho**
- 2 x **Pairs of Socks** (moisture-wicking, quick-dry)
- 1 x **Hat (wide-brimmed for sun or beanie for cold)**
- 1 x **Pair of Gloves** (weather-appropriate)
- 1 x **Thermal Blanket** (space blanket for warmth)
- 1 x **Extra Set of Underwear**
- 1 x **Change of Clothing** (weather-appropriate, lightweight layers)

4. Personal Hygiene & Sanitation

- 1 x **Travel-sized Biodegradable Soap**
- 1 x **Toothbrush & Toothpaste**
- 1 x **Small Towel**
- 1 x **Pack of Wet Wipes** (for cleaning)
- 1 x **Hand Sanitizer**
- 1 x **Pack of Feminine Hygiene Items** (pads, tampons, or menstrual cups)
- 1 x **Toilet Paper Roll** (or portable toilet paper)
- 1 x **Small Pack of Antiseptic Wipes**

5. First Aid & Medical Supplies

- **1 x Comprehensive First Aid Kit** (bandages, antiseptic, burn cream, tweezers, gauze, medical tape)
- **1 x Personal Medications** (1-2 week supply, as needed)
- **1 x Pain Relievers** (acetaminophen, ibuprofen, aspirin)
- **1 x Bug Repellent** (spray or wipes)
- **1 x Sunscreen (SPF 30 or higher)**
- **1 x N95 Mask** (for air quality protection)

6. Fire & Shelter

- **1 x Waterproof Lighter** (or matches in a waterproof container)
- **1 x Firestarter** (fatwood sticks or magnesium rod)
- **1 x Small Tarp** (for emergency shelter)
- **1 x Emergency Mylar Sleeping Bag** (small, compact, reflective for warmth)

7. Tools & Communication

- **1 x Multi-Tool (with knife, pliers, and screwdriver)**
- **1 x Compass & Map** (local map of area or evacuation routes)
- **1 x Emergency Whistle** (loud sound to attract attention)
- **1 x Solar-Powered Flashlight** (or hand-crank flashlight)
- **1 x Solar-Powered Battery Charger** (for charging small electronics)
- **1 x Headlamp** (hands-free lighting)

8. Self-Defense & Protection

- **1 x Pepper Spray** (for personal safety)
- **1 x Tactical Pen** (for self-defense and breaking glass)

Special Needs for Pregnant Woman & Newborn

For the Pregnant Woman:

1. **Pregnancy Vitamins** (with folic acid, iron, etc.)
2. **Hydration Supplements** (electrolyte powder packs for extra hydration)
3. **Extra Snacks** (high-calorie, easy-to-eat items such as protein bars or trail mix)
4. **Comfort Items** (a pregnancy pillow for support if needed)

5. **Extra Bandages & Medical Supplies** (for pregnancy-specific needs, like compression socks, anti-nausea tablets, etc.)
6. **1-2 Maternity Clothes** (comfortable, weather-appropriate)

For the Newborn (In case of birth during the emergency):

1. **Baby Formula** (or pre-packaged breast milk storage bags)
2. **Baby Bottles** (2-3 bottles, pre-washed or sterilized if possible)
3. **Diapers (Cloth or Disposable)** (12-20 diapers, plus wet wipes)
4. **Baby Clothes** (3-4 changes, weather-appropriate)
5. **Swaddling Blanket** (for warmth and comfort)
6. **Baby Blanket** (small, for extra warmth)
7. **Pacifiers** (1-2 for soothing)
8. **Baby-Safe Antiseptic Wipes**
9. **Portable Changing Pad** (for diaper changes)
10. **Baby Care Items** (baby soap, lotion, etc.)

Additional Considerations for Family Members (Age Groups)

For Children (if applicable in future scenarios):

- **2-3 Small, Lightweight Toys or Comfort Items** (to keep children calm and entertained)
- **Sunscreen and Bug Repellent** (children-friendly)
- **Baby Food Pouches or Snacks** (for easy feeding)
- **Extra Diapers or Pull-Ups** (if you have young children)
- **Handheld Games or Activity Kits** (to prevent boredom during travel)

Packing Tips & Setup

1. **Pack Light, But Efficiently:**
Ensure each bag is no more than 15-20% of body weight, considering the age and strength of each individual. Pregnant women or the elderly may need less weight.
2. **Organize by Use:**
Use **zippered pouches** or **compartments** in the bag for easy access to food, water, first aid, and hygiene products.

3. **Use Compression Bags:**
For bulky clothing or blankets, use compression bags to reduce space.
 4. **Personalize Each Bag:**
Label each backpack with names, and make sure each pack has all **age-specific items** like food, clothing, and medical supplies.
 - a. By age group
 - b. Specifics: 2xDiabetic, Pregnant, Vegan
 5. **Check for Regular Updates:**
Ensure food is rotated for freshness, and medicines are replaced with current prescriptions.
-

Final Note on Packing & Storage

Once packed, **store backpacks in a cool, dry location**, and ensure **easy access in case of evacuation**. You might also want to consider storing **backup copies** of vital documents (IDs, medical records) in a **waterproof pouch** or **flash drive** in each bag. If mobility is an issue for certain members, consider **lightweight rolling bags** or **diaper bags** for easier handling.

Establishing Household Roles for Preparedness (During an Emergency Situation)

To ensure that your household is well-organized, responsive, and self-sustaining during an emergency or prolonged crisis, it's essential to **assign roles** to everyone based on their abilities, age, and expertise. Here's a breakdown of the **key roles** that should be filled within a group of 15 people, taking into account different age ranges, a pregnant woman, and the potential arrival of a newborn.

1. Security & Defense

Role Overview: Ensures the safety of the household, both from internal threats and external dangers. This role includes safeguarding the perimeter, monitoring communications, and being ready to respond to security breaches.

Key Responsibilities:

- **Surveillance:** Monitor access points, including doors and windows, ensuring all are secure.
- **Patrol:** If evacuation or high-alert situations arise, responsible for monitoring external conditions.
- **Self-Defense:** Keep weapons (if applicable) and non-lethal tools like pepper spray accessible for safety.
- **Communication:** Maintain communication with the group (walkie-talkies, radios, etc.).
- **Emergency Protocols:** Create and enforce evacuation plans and safe zones within the house.

Assigned People:

- **Primary Security Lead:** 2-3 individuals (preferably adults, physically capable) with experience or calm under stress.
 - **Backup Security:** 2 additional members (could include teenagers or those physically able but not primary leaders).
-

2. Food Preparation & Rationing

Role Overview: Ensures the household is fed with nutritious, safe, and enough food. This includes cooking, rationing, ensuring food hygiene, and managing food storage.

Key Responsibilities:

- **Meal Prep:** Plan, prepare, and cook meals using available resources.
- **Rationing:** Divide food and water into portions to ensure it lasts for the entire group.
- **Food Storage:** Keep track of shelf-stable foods, rotating them to ensure nothing expires or goes to waste.
- **Cooking Supplies:** Ensure enough fuel (propane, wood, etc.) is available for cooking.
- **Nutritional Needs:** Cater to any dietary restrictions (pregnant woman, elderly, or children's needs) to make sure everyone is well-nourished.
- **Water Purification:** Ensure clean drinking water is readily available, including using the water purification systems and storage solutions.

Assigned People:

- **Lead Cook / Chef:** 1-2 individuals (adults with experience in cooking large meals or people comfortable with food prep).

- **Food Helpers:** 2 additional adults or older teens to assist with meal prep, cooking, and food distribution.
-

3. Healthcare & Medical Care

Role Overview: Ensures the health and wellness of the household, especially in emergencies, by managing medical supplies, tending to injuries, and being prepared to treat illnesses.

Key Responsibilities:

- **First Aid:** Administer first aid for cuts, bruises, burns, and other injuries.
- **Medicine Management:** Manage and distribute medications, ensure proper storage, and track expiration dates.
- **Health Monitoring:** Keep track of people's health, looking out for signs of dehydration, exhaustion, or illness.
- **Pregnancy Care:** Ensure the pregnant woman receives special care (e.g., prenatal vitamins, hydration, proper nutrition).
- **Baby Care (if necessary):** Be prepared to care for a newborn or small child, including diaper changes, feeding, and comforting.

Assigned People:

- **Primary Healthcare Lead:** 1-2 medically experienced individuals (nurses, doctors, or anyone trained in first aid).
 - **Backup Medical Team:** 2-3 people with basic first aid knowledge, capable of supporting during emergencies.
 - **Pregnancy/Baby Care Lead:** 1-2 people specifically trained or able to assist with pregnancy and newborn care.
-

4. Childcare & Support

Role Overview: If there are children (or the pregnant woman delivers), a specialized role should ensure they are taken care of emotionally, physically, and mentally during the crisis.

Key Responsibilities:

- **Childcare:** Look after the children's physical and emotional needs, including feeding, sleeping, play, and hygiene.

- **Comfort:** Provide psychological support, keeping the kids calm and distracted from the stress of the situation.
- **Supervision:** Ensure children are supervised at all times, especially if the household is moving to another location or on high alert.
- **Sleep Support:** Ensure children get enough rest, including organizing sleeping arrangements in small, safe areas.

Assigned People:

- **Lead Childcare Provider:** 1-2 responsible adults (preferably those with experience in child care).
 - **Support Role:** Older teens (16-18) or other adults who can help with lighter childcare duties and keep an eye on the younger members.
-

5. Communication & Coordination

Role Overview: Ensures that all members of the household are informed of the situation and any changes. They also handle communications with the outside world when possible (e.g., via radios or signal).

Key Responsibilities:

- **Information Hub:** Provide regular updates about the external environment, including weather, security, or evacuation orders
- **Radio Communication:** Operate radios or satellite phones (if available) to receive or send messages to the outside world.
- **Coordination:** Keep everyone on the same page by ensuring clear roles, shift changes, and communication about daily needs.

Assigned People:

- **Primary Coordinator:** 1 person (preferably someone with good organizational skills and calm under pressure).
 - **Backup Communicator:** 1-2 individuals who can step in to relay information or provide support.
-

6. Cleaning & Sanitation

Role Overview: Keeps the household sanitary to prevent illness, especially when resources are limited. This involves waste management, cleaning the living areas, and ensuring hygiene standards are maintained.

Key Responsibilities:

- **Waste Disposal:** Ensure waste is disposed of in a safe manner (composting toilets, waste bags, or outdoor disposal).
- **Hygiene Maintenance:** Regularly clean the living area, including using disinfectants to maintain health standards.
- **Laundry:** Ensure clothes and bedding are washed when possible, keeping clothing in good condition for reuse.
- **Water Purification & Management:** Ensure that the household's water supply stays clean and uncontaminated.

Assigned People:

- **Lead Sanitation Officer:** 1 person who is responsible for daily cleaning and organization.
 - **Backup Cleaning Team:** 2-3 people to assist with cleaning and laundry duties.
-

7. Morale, Mental Health, & Emotional Support

Role Overview: Given the stressful nature of an emergency, emotional health support is vital. This role focuses on maintaining high spirits and offering psychological assistance when needed.

Key Responsibilities:

- **Emotional Support:** Ensure everyone, especially vulnerable members, receives emotional care, reassurance, and motivation to maintain mental resilience.
- **Group Activities:** Keep spirits up by organizing group activities or discussions.
- **Stress Management:** Lead mindfulness practices, light exercises, or other activities to reduce stress and promote relaxation.
- **Restoration of Routine:** Create a sense of normalcy by sticking to basic routines and providing comfort.

Assigned People:

- **Primary Emotional Support Lead:** 1-2 individuals (preferably with experience in emotional support, therapy, or who are naturally compassionate).

- **Backup Support Providers:** 2-3 people who can lend an ear or guide people through difficult times.
-

Role Flexibility & Backup Plan

Each role should be assigned based on the **strengths and experiences** of household members. For example, if you have someone with medical knowledge, they should be the primary healthcare leader, but in case they are unavailable, a backup member should be ready to take over.

Roles should be **rotated when possible** to prevent burnout and ensure a sense of shared responsibility. Flexibility is key, as the situation may change rapidly, and roles can evolve as necessary.

Living Situation

10 Edith Cavell Way:

- My room for any pregnancy + 1, as with ensuite, if not 4 can fit
- Second bedroom first floor 3/4 can fit (have 2 mattresses on the bed)
- 3 Tower room floors for those doing nightshift, so away from sounds of below floors, which shouldn't be too loud either way, as would attract attention, 2 or 3 each per room(2 bed, one sleeping bag or air bag)
 - 2nd floor fits 3 air mattress
 - 3rd floor fits 2 on bed
 - 4th floor bathroom
 - 5th floor fits 2 on bed
 - 6th floor is the Plant Room
 - 7th floor is the Kitchenette
 - 8th floor is the Observatory, sofa-bed for 2 + space for 1 sleeping bag/Air mattress
 - Tot: Space for 18 peeps max
- 1 toilet(ground floor), 1 shower/bath ensuite(1st floor), 2 bathrooms(1st and 4th floor)
- 1 Lift to all floors

In Case of

Earthquake-Proofing:

1. **Foundation Strengthening:** Ensure the foundation is structurally sound and reinforced. You might need to work with a structural engineer to assess and, if necessary, upgrade the foundation to withstand seismic activity. In some cases, additional seismic dampers or base isolators can be installed.
2. **Bracing and Reinforcing:** Depending on the building's design, reinforcing the walls and adding bracing (like shear walls or cross-bracing) can help prevent them from collapsing during an earthquake. Adding steel frames inside the building can also improve its ability to absorb shock.
3. **Roof Reinforcement:** The roof of the tower should also be reinforced to prevent it from collapsing or swaying too much. Roof trusses can be strengthened, and any loose roofing materials should be secured.
4. **Anchor Heavy Items:** Secure heavy furniture, shelves, and equipment to walls. Items like bookcases, televisions, and appliances should be anchored to prevent them from tipping over during tremors.
5. **Flexible Pipes and Utilities:** Ensure that gas, water, and electrical lines are flexible and can move with the building during seismic activity. This reduces the risk of breakages and leaks.
6. **Non-Structural Measures:** Adding flexible materials for window glazing or wall finishes that can absorb movement, like flexible caulking, can also minimize damage.

Tsunami-Proofing:

1. **Flood Barriers and Flood-Proofing:** Given Woolwich's proximity to the River Thames, you should focus on flood protection. Install flood barriers or flood gates around the entrances to prevent water from entering the building. This could include automatic or manually deployed barriers.
2. **Elevating the Home:** If feasible, consider elevating parts of the building (such as lower floors or storage areas) above known flood levels. In some cases, homes in flood-prone areas are elevated on stilts or raised foundations.
3. **Water-Resistant Materials:** Use water-resistant materials for floors, walls, and other finishes on lower levels to minimize water damage in case of flooding. Stone or ceramic

tiles, treated wood, and special water-resistant coatings can be helpful.

4. **Seal Openings:** Ensure windows, doors, and other openings are tightly sealed. Flood-resistant doors and windows can help prevent water from entering during a tsunami or severe flood event.
5. **Emergency Systems:** Install flood alarms and a sump pump system to remove water in case of minor flooding. Have an emergency plan in place for evacuations and flood mitigation.
6. **Landscaping:** Landscaping can also play a role in flood mitigation. Ensure that the surrounding land has proper drainage to avoid water accumulation near the building.

Fire Proofing

To protect your home from outside fires, create a defensible space by clearing flammable materials away from your home, using fire-resistant materials for construction and roofing, and ensuring you have a clear escape plan. Additionally, install smoke detectors and keep them maintained, and have a water source readily available.

Elaboration:

1. Create a Defensible Space:

- **Clear flammable materials:** Remove all flammable materials like leaves, debris, and wood piles within a 30-foot radius of your home.
- **Manage vegetation:** Mow dry grass, remove dead branches from shrubs, and trim trees to create a fire-resistant zone.
- **Move flammable items:** Store firewood, lawn furniture, and other flammables away from the home.

2. Strengthen Your Home:

- **Use fire-resistant materials:** Consider using materials like brick, stone, concrete, and fire-resistant roofing.
- **Install screens:** Use 1/8-inch metal mesh screens over vents and under decks to prevent ember intrusion.

- **Update roofing material:** Replace wood or shingle roofs with fire-resistant alternatives.

3. Smart Irrigation + Sensor Integration

- **Moisture & temperature sensors** in the vegetation zones can trigger increased watering during high-risk days.
- Connect the system to a **fire alert app or weather API** to ramp up defense if fire risk spikes.

4. Perimeter Ember Defense

- Install **external water spray systems** (roof sprinklers, wall misters) that can coat the structure if fire approaches. There are also **automatic wildfire sprinkler systems** designed for this.

5. Fire-Resistant Landscaping (a.k.a. Firescaping)

- Choose **fire-retardant plants** like lavender, aloe, succulents, or agave near the structure.
- Avoid **resinous or oily plants** (like pines or eucalyptus) close to the home.
- Use **gravel or stone mulch** instead of bark or wood chips in fire-prone zones.

6. External Fire Retardant Gel or Foam

- Keep a few **fire-retardant gel canisters or sprays** that coat walls, windows, or doors to resist radiant heat and embers (some last up to 24–48 hours once applied).

7. Backup Power & Emergency Pumps

- Install a **backup generator** to keep your irrigation and circulation systems running during power outages.

- Consider a **standalone fire pump** system (gas/diesel-powered) to draw from your water source if needed.

8. Roof & Gutter Maintenance

- Regularly clean gutters and **install gutter guards** to prevent dry leaf buildup.
- Consider a **non-combustible roof edge cap** to block embers from slipping under the roofing material.

9. Windows & Doors

- Use **dual- or triple-pane tempered glass** on windows—they resist shattering in heat far better.
- Install **metal shutters or fire-rated coverings** that can be closed if an evacuation is required.

10. Community & Tech Integration

- Have a **thermal drone** or camera system that alerts you to approaching heat sources before they're visible.